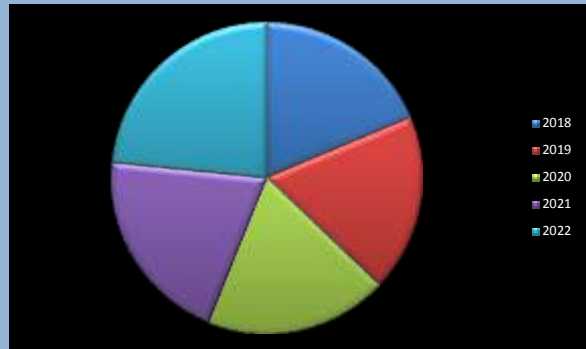
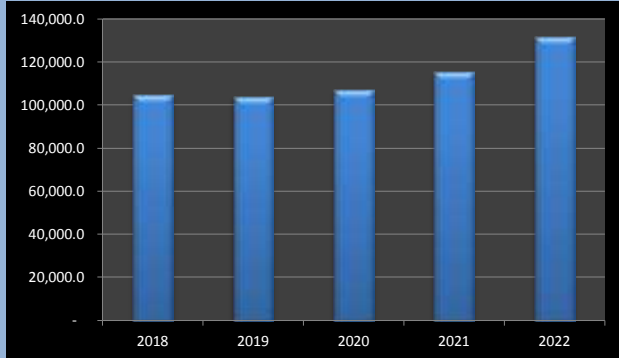


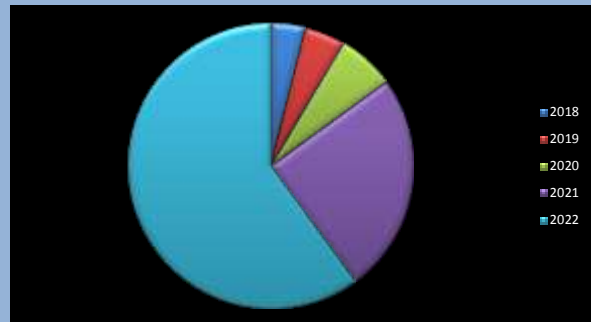
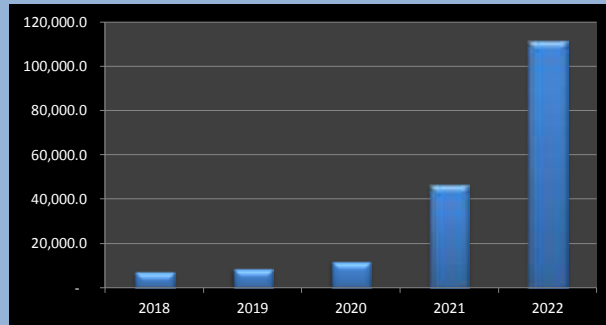
Premium Income - Individual Life

Year	Rs. In Million
2018	104,916.0
2019	103,963.0
2020	107,056.0
2021	115,320.0
2022	131,736.0



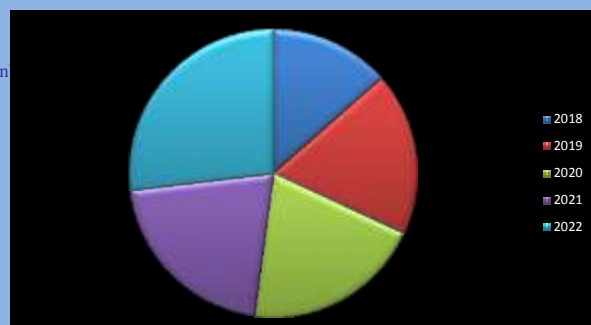
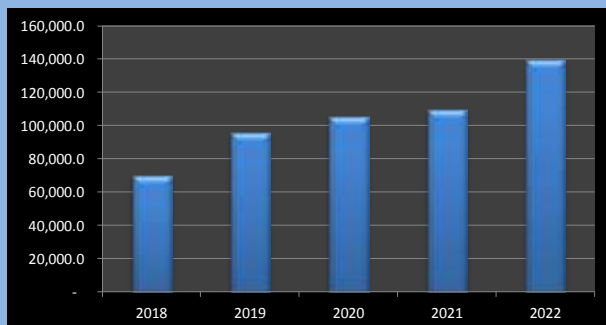
Premium Income - Group Life & Health Insurance

Year	(Rs. In Million)
2018	7,207.0
2019	8,609.0
2020	11,979.0
2021	46,468.3
2022	111,475.0



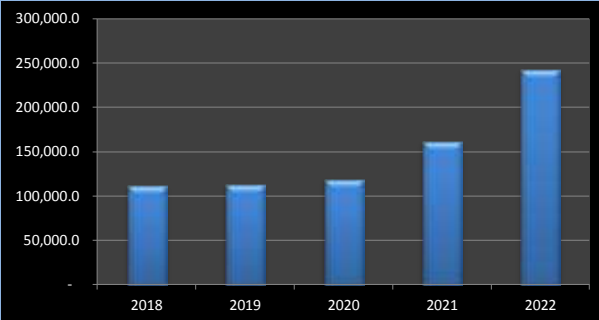
Investment Income

Year	(Rs. In Million)
2018	70,277.0
2019	95,802.0
2020	105,598.0
2021	109,469.4
2022	140,059.3



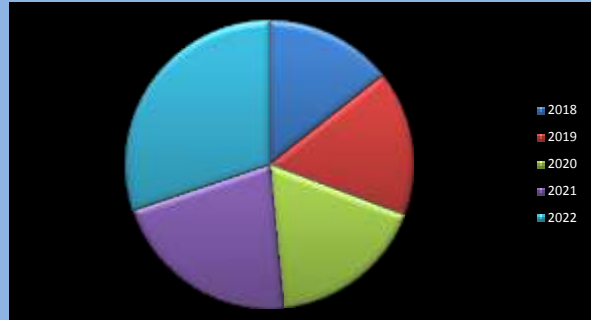
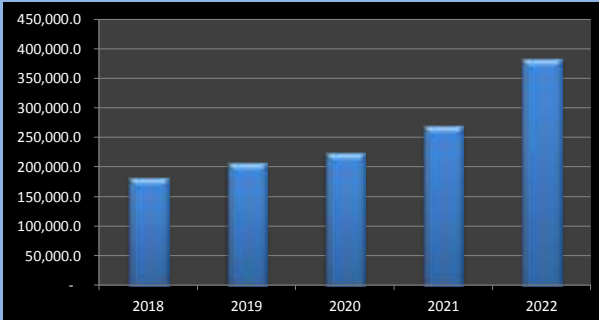
Total Premium Income

Year	(Rs. In Million)
2018	112,123.0
2019	112,572.0
2020	119,035.0
2021	161,788.7
2022	243,211.0



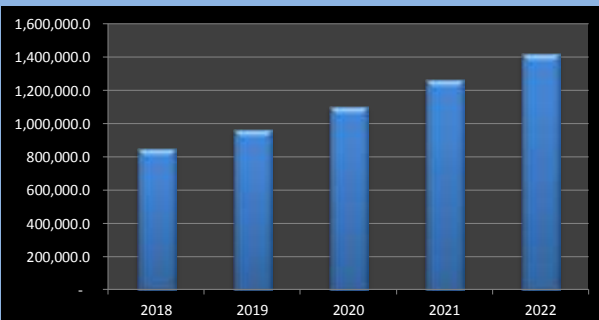
Total Income

Year	(Rs. In Million)
2018	182,400.0
2019	208,374.0
2020	224,633.0
2021	271,258.0
2022	383,270.0



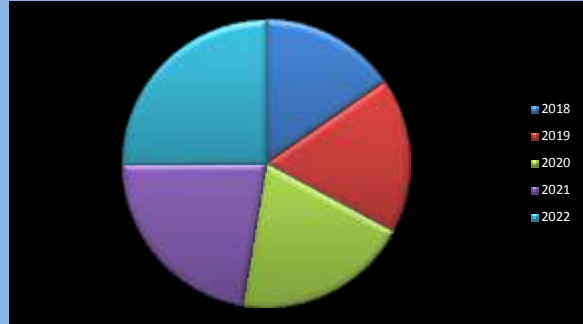
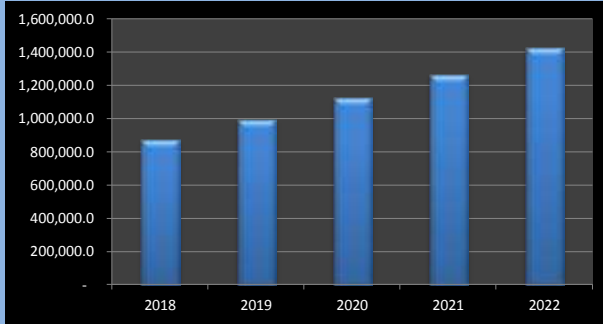
Investment Portfolio

Year	(Rs. In Million)
2018	852,043.0
2019	965,780.0
2020	1,101,381.0
2021	1,268,039.0
2022	1,419,529.0



Life Fund

Year	(Rs. In Million)
2018	873,813.0
2019	996,401.0
2020	1,128,152.0
2021	1,265,619.0
2022	1,430,742.0



Total Assets

Year	(Rs. In Million)
2018	930,231.0
2019	1,058,836.0
2020	1,203,383.0
2021	1,366,112.0
2022	1,601,488.0

